

Name:

Studio in Art

Ms. Parker (rparker@nfschools.net)

Project 5

Jackson Pollock Inspired - "Action Painting" Project

After fine tuning some drawing and color theory foundations, welcome to your Painting Unit in Art! Let's explore some art history with Jackson Pollock and the Abstract Expressionism Movement!



Directions: Read and complete the **"I can statements"** for each day by answering what is in the bolded boxes. Turn in all at once.

- Each day should take 20-30 minutes, so work at your own pace.
- (If you are uploading a picture of your written work, please **label each day's prompt**).
- Do your best and have fun!
- I understand there may be limitations, please reach out:
 - remind @parkerart
 - rparker@nfschools.net
 - Send pictures to: missparker.nf.art@gmail.com

Arist: Jackson Pollock

Title: *Number 32*

Date: 1949

Medium: Oil, Enamel, and aluminum paint on paper mounted on Masonite

(very rare and valuable because he used metallic paint)

Important Vocabulary Words:

Art Movement: Abstract Expressionism

Focus/Inspirational Artist: Jackson Pollock

Technique: Action Painting

Step 1:

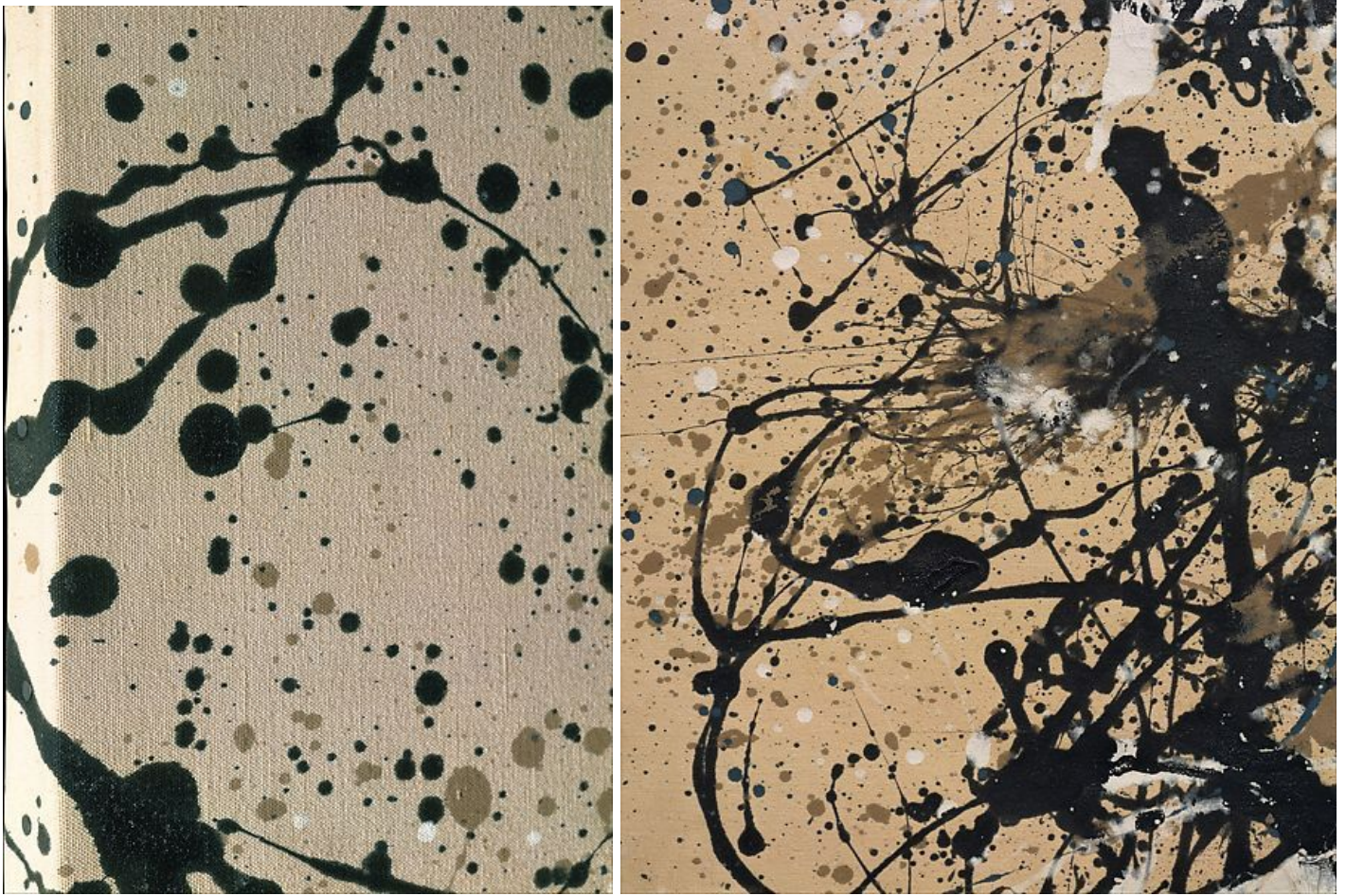
- I can watch the videos, look at the artist's artwork and details, and/or scan over the article about Jackson Pollock enough to analyze what his big idea as an artist is about and how he changed painting forever.
- Video 1: <https://www.youtube.com/watch?v=8PQfMd3Vv-g>
- Video 2: <https://www.sfmoma.org/watch/jackson-pollock-paintings-have-a-life-of-their-own/>
- Or If the link for Video 2 does not work, please try this one:
https://www.youtube.com/watch?v=X3Uj_HAAvbk



Jackson Pollock, *Autumn Rhythm (Number 30)*, 1950, Enamel on Canvas

Details of *Autumn Rhythm (Number 30)*:





Daily Art MAGAZINE



DAILYARTS SHOP ARTIST PERIODS STUFF WTF ART HISTORY MORE



20TH CENTURY

Jackson Pollock: The Face Of Abstract Expressionism



By Rute Ferreira  

Published on January 28, 2018



 COMMENT

A man walks on his creation, a fragmentary and chaotic creation. But it is an elaborate, creative and almost romantic chaos. He's in love with his canvas. This man is Jackson Pollock.

Pollock was an American artist born on that same day, Sunday too, 106 years ago. The modern art and the abstract expressionism would pass without him, but it would never be the same. Happy birthday, Jack!

In 1942, with the work *Stenographic Figure*, exhibited in the Spring Salon for Young Artists, Pollock caught the attention of the painter Mondrian (“the most interesting work I’ve seen so far in America”, he said) and got a contract that allowed him to quit his job (Pollock worked in a museum) and dedicate himself only to artistic creation.

Contracted by Peggy Guggenheim to make a large artwork in her house, Pollock created *Mural* between 1943 and 1944. The artist’s painting forces the viewer to redirect gaze. It is an improvised work that captures well the almost volcanic force of this artist – fragmented lines, waves and smudges signal that the creation is, above all, rhythmic. *Mural*, living up to its name, is a huge piece: 2,5m x 6m, and took one night to be composed.



Jackson Pollock, *Mural*, 1943. © Jackson Pollock. University of Iowa Museum of Art, Iowa City, IA, US.

In November 1943 he made his first solo exhibition, also provided by Peggy Guggenheim. He exhibited, among others, the piece *She-Wolf*, a myth’s allegory- of the Rome’s foundation and the story of Romulus and Remus. The director of MoMA, Alfred Barr, was impressed with the work and bought it (today his artworks cost millions of dollars, but at that time the painting was sold to Barr for \$ 650.00).

In 1948 he began a series of drip-paintings. Jackson Pollock's paintings are recognized by the technique of dripping, the extreme technique of abstract expressionism. In order to perform the drip-painting Pollock launched the paint directly into the canvas through holes in the can. Chaotic character. Chaotic, but never random.

There are no brushes in his painting. For Pollock, the painting done on an easel, in a quiet and peaceful performance, no longer corresponded with the artistic ideal of the period. The artist committed his whole body to action, it is almost a performance event, but above all, it is a passionate event. Pollock walked over his canvas and became, at that moment, part of it.

It was not long before Jackson Pollock became the face of abstract expressionism (especially thanks to Hans Namuth's photographs). Only in 1950, he produced more than 50 works! Unfortunately, the personal life of Pollock was complicated.

The artist had problems with depression and drinking. Despite being able to go through long periods of abstinence, he ended up returning to the path of alcoholism. So he suffered a car accident when he drunk. This ended his life and brilliant career, at the age of 44.

The work of the artist remains one of the most powerful in the history of art. Pollock elevated the abstract painting by making his technique an amplification of his own senses, movements and gestures.

(article from: <https://www.dailyartmagazine.com/jackson-pollocks-paintings/>)

- Jackson Pollock and Action Painting Analysis-

★ Something new I learned/ thought was interesting:

★ The artist's big idea is about:

★ Pollock painted differently because:

★ Something else I notice about Jackson Pollock's Paintings:

Step 2:

- I can view student examples, then thoughtfully plan, sketch, and/or gather materials for as if I were Jackson Pollock social distancing at home during covid (planning to create an artwork inspired by Pollock).

Teacher tips:

- Get creative! Think outside the box for paint, for example expired/leftover ketchup or mustard from lunch that would be thrown as your "found paint" for your colors.
- What surface or "found canvas" will you paint upon and painting utensils will you paint with? Perhaps paint across a paper or cardboard surface with a fork or stick like Pollock did! He rarely used a paint brush!
- How will you create your action painting? Thin out your "found paint" by adding water to it and splatter it! Move the "canvas" around and let it drip!
- Some students have painted "digitally"...Do what is most fun for you!

Student Examples for planning your ideas: acrylic paint, condiments, makeup, encaustic (melted wax)



Studio in Art- Jackson Pollock Inspired
Action Painting by Max

Artist Statement-Critique

I was inspired by spring colors, I was thinking of the Easter holiday and used the brightest paints I could find.


I have never tried this before, my cousin had a squirt bottle paint set. I learned that some colors work well together and some don't. It took me a few tries the squirt bottle had to be flicked, you couldn't just squirt it on.

Actually painting on a canvas for the first time was my favorite part, I don't think it's that bad.

I would add more color next time and make sure there weren't any straight lines.



^Make up



^Encaustic (Melted wax) on a mirror

- Tell me about your artist brainstorming!
- ★ Color Inspirations/ Emotions/ Content (Meaning):
- ★ "Paint" Materials:

- ★ Paint Surface/ "Found Canvas":
- ★ Painting Utensils:
- ★ Painting Actions:

Step 3:

- I can create my Jackson Pollock inspired artwork with action painting (pouring, dripping, splattering) and no brush strokes.

Fill out the artwork label and if you can, copy/paste a picture of your artwork in the box:

Artist (your name):

Your grade (9-12):

Title:

Medium/Materials:

Permission to use artwork on Niagara Falls HS teacher/class website: yes / no

Step 4:

- I can build my own rubric from the following criteria as a form of self assessment, self grade, and reflect on my project with the written artist statement-critique.
- Pick your best 5 criteria to paste into rubric:
 - Creative Process- from start to finish (Artist Research and Planning to Final Artwork)
 - Composition- Overall Layout/ Use of Space
 - Color Inspirations/ Emotions/ Content (Meaning)
 - Paint Surface/ "Found Canvas"
 - Painting Utensils
 - Action Painting Technique/ Media Experimentation
 - Craftsmanship- control of the medium/materials
 - Creativity/ Ingenuity/ Inventiveness- (thinking outside the box) How well did you figure this out at home?
 - Clean up and Overall Effort

| Rubric- Action Painting / Abstract Expressionism Project | | | | |
|--|----------------------------|------------------------------|-------------------------|-------------------------------|
| Performance Task: Create a Jackson Pollock inspired at home action painting | | | | |
| Student Selected Criteria: | <u>Advanced</u> (20) :D | <u>Proficient</u> (16) :) | <u>Minimal</u> (5) : | <u>Did Not Meet</u> (0) :(|
| 1. | | | | |
| 2. | | | | |
| 3. | | | | |
| 4. | | | | |
| 5. | | | | |

Artist Statement-Critique

Artist Inspiration:
 What inspired your artwork or is there a theme? What were you thinking of when you were creating?

-

Artist Evolution:
 How did you evolve or grow as an artist and/or painter? Is there anything you learned or got better at? Which skills did you refine or improve upon about yourself as an artist?

-

Artist Reflection:
 What is your favorite part of your project or what do you think is most successful?


-

If you were to do this project again, what would you do differently next time?

-

Optional Step 5 for fun:

- I can create a free project inspired by this project for extra credit and upload/send a picture:



I hope you enjoyed the project! Feel free to contact me if you have any questions.

-Ms. Parker

rparker@nfschools.net

Remind: @parkerart

Pictures to: missparker.nf.art@gmail.com